

Budget 2019 Approval



2019 Tax Supported Municipal Budget

- Before addition of 1% capital levy:

	2019	2018	Variance
Gross Operating Budget	\$27,087,670	\$27,006,677	\$80,993
Gross Capital Budget	\$4,318,202	\$9,447,428	-\$5,129,226
Net Amount to be Levied	\$20,815,113	\$19,678,664	\$1,136,449
Net Assessment Increase			\$735,350
Net Dollar Levy Increase			\$401,099
Net Percentage Levy Increase			1.96%



Proposed 1% Capital Levy

- Adds \$204,140 to the net dollar increase
- Net dollar increase becomes \$605,239
- Results in a net levy increase of 2.96%

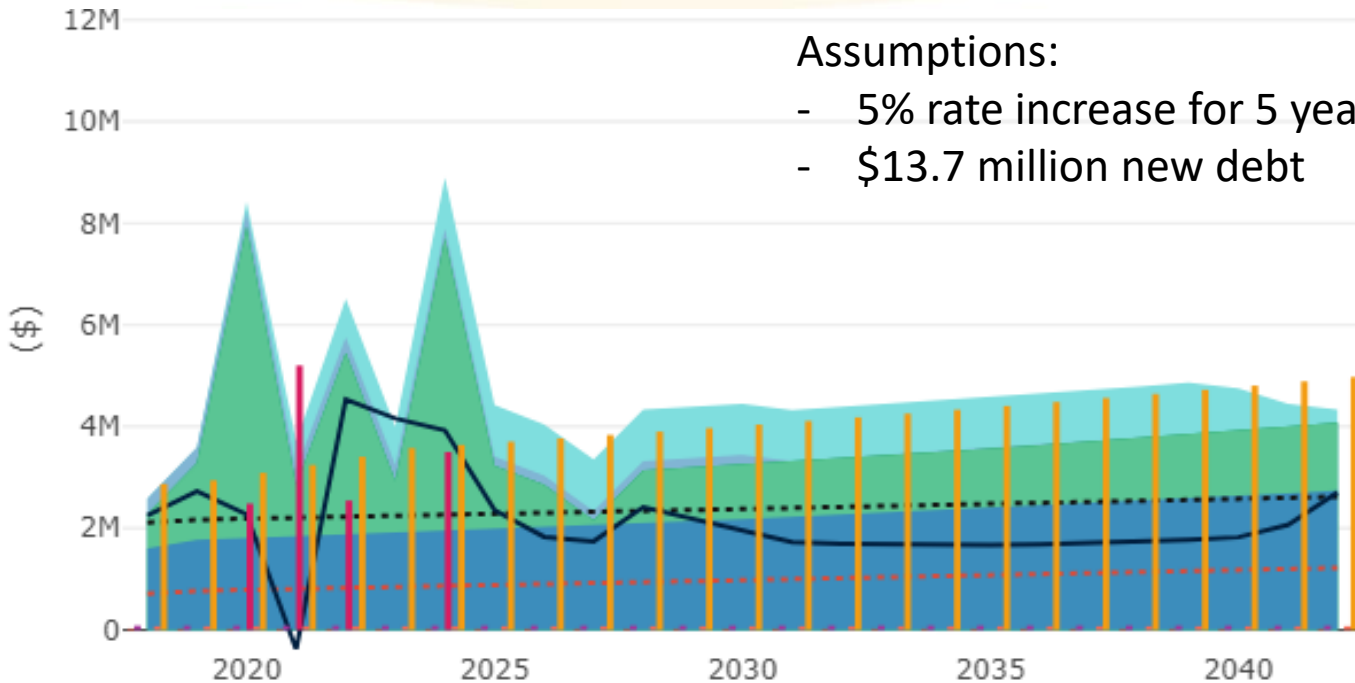


2019 Rate Supported W/WW Budget

- Proposed rates based on long-term forecast for both water and waste water services
 - Water 5%
 - Wastewater 4%
- Current forecast takes the projection beyond 2040




Water Reserve Fund Analysis

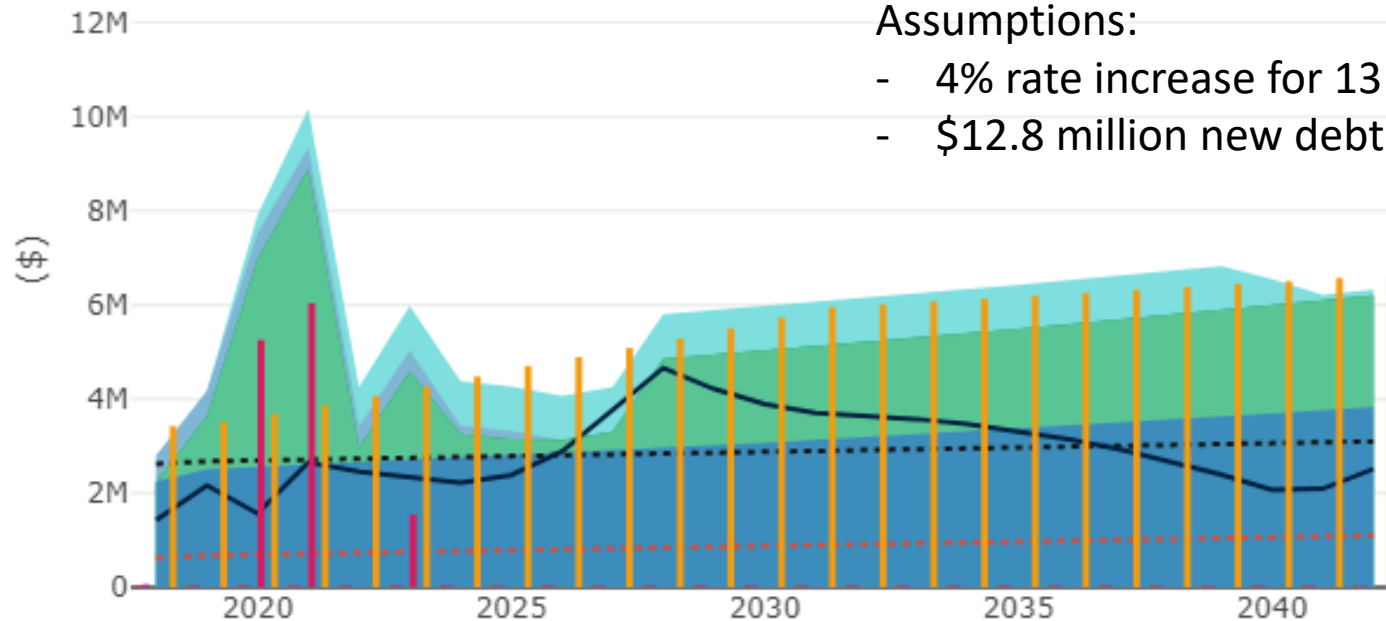


Assumptions:

- 5% rate increase for 5 years
- \$13.7 million new debt




Wastewater Reserve Fund Analysis



Assumptions:

- 4% rate increase for 13 years
- \$12.8 million new debt



FTEs Breakdown by Department

Department	2016	2017	2018	2019
Administration	1.15	1.37	1.60	1.75
Human Resources / Health & Safety	2.00	2.00	2.35	3.35 ⁴
Corporate Services	7.35	7.88	11.43	12.00 ¹⁻⁴
Engineering / Water & Wastewater	21.95	20.95	20.95	23.95 ⁴
Finance	8.00	8.32	9.75	9.75
Fire	34.00	34.00	34.00	34.00 ²
Operations	58.17	57.3	57.48	57.48 ²
Planning and Building Services	7.35 ²	7.35 ²	7.35 ²	7.35 ²
Subtotals	139.97	139.17	144.91	149.63
Contract (included in FTE Count)	0	4	6	7

Group	2016	2017	2018	2019
Library	12.04	12.98	13.28	13.29
Police	34.72	35.76	6.00 ³	4.27 ³
Sub-Total	46.76	48.74	19.28	17.54

Year	2016	2017	2018	2019
Grand Total	186.73	187.91	164.19	167.17

¹Partial resource for Council (Mayor's) support

² Includes shared resources with the Town of Penetanguishene

³ Midland Police Service Disbandment 8-Feb-2018

⁴ New Position(s) for 2019



FTE Impacts

Position	Funded	Notes
Asset Management	1/3 from each Tax Levy, Water and Wastewater	Contract – Legislative Requirements O. Reg 588/17
HR Business Partner – Sr.	½ Budget and ½ Service Delivery	Contract to augment HR for Service Delivery (Lean Six Sigma)
Butter Tart Festival and Cultural Development Coordinator	Budget Neutral	Contract conversion to FTE
Environmental Supervisor	Budget Rate Supported	Succession Planning for Retirement
Water Operator	Budget Rate Supported	Transfer of Linear works to W/WW



Changes in Tax Policy

- The County of Simcoe continued with their planned reduction to the multi-residential and the industrial tax ratios
- The Province of Ontario reduced the education tax rate to 0.161% (from 0.170%)



Multi-Residential Tax Levy

- County Council adopted a multi-residential class ratio reduction for 2019 of 10.61%

	2018 Taxes	2019 Taxes	TAX INCREASE	% INCREASE
Town Purposes	\$ 1,200	\$ 1,113	\$ (87)	-7.28%
County Purposes	\$ 362	\$ 317	\$ (45)	-12.49%
Education (set by Province)	\$ 170	\$ 161	\$ (9)	-5.29%
TOTAL for \$100,000 of assessment	\$ 1,732	\$ 1,590	\$ (142)	-8.17%
TOTAL without 1% levy	\$ 1,732	\$ 1,579	\$ (153)	-8.83%
Difference of \$11 per \$100,000				



Industrial Tax Levy

- County Council adopted an industrial class ratio reduction for 2019 of 6.62%

	2018 Taxes	2019 Taxes	TAX INCREASE	% INCREASE
Town Purposes	\$ 1,364	\$ 1,321	\$ (43)	-3.14%
County Purposes	\$ 411	\$ 376	\$ (35)	-8.59%
Education (set by Province)	\$ 1,340	\$ 1,290	\$ (50)	-3.73%
TOTAL for \$100,000 of assessment	\$ 3,115	\$ 2,987	\$ (128)	-4.11%
TOTAL without 1% levy	\$ 3,115	\$ 2,974	\$ (213)	-4.53%
Difference of \$13 per \$100,000				



Commercial Tax Levy

- County Council made no changes to the ratio for the Commercial class

	2018 Taxes	2019 Taxes	TAX INCREASE	% INCREASE
Town Purposes	\$ 1,184	\$ 1,228	\$ 44	3.72%
County Purposes	\$ 357	\$ 349	\$ (8)	-2.11%
Education (set by Province)	\$ 1,090	\$ 1,030	\$ (60)	-5.50%
TOTAL for \$100,000 of assessment	\$ 2,631	\$ 2,607	\$ (23)	-0.89%
TOTAL without 1% levy	\$ 2,631	\$ 2,595	\$ (36)	-1.37%
Difference of \$12 per \$100,000				



Residential Tax Levy

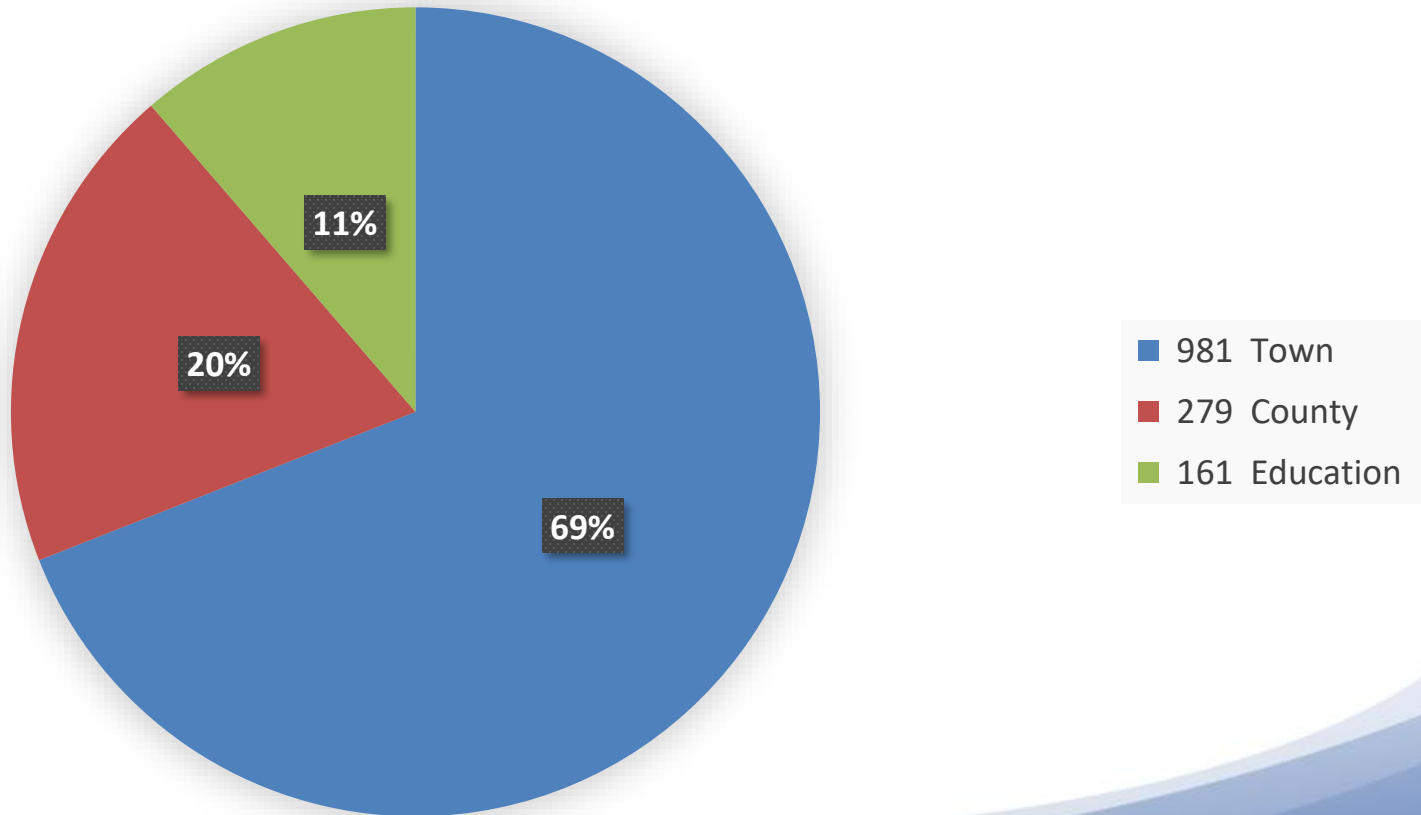
- County Council tax policy changes in the Multi-Residential and Industrial classes added an increase to the Residential class of 0.20%

	2018 Taxes	2019 Taxes	TAX INCREASE	% INCREASE
Town Purposes	\$ 945	\$ 981	\$ 35	3.72%
County Purposes	\$ 285	\$ 279	\$ (6)	-2.11%
Education (set by Province)	\$ 170	\$ 161	\$ (9)	-5.29%
TOTAL for \$100,000 of assessment	\$ 1,400	\$ 1,421	\$ 20	1.44%
TOTAL without 1% levy	\$ 1,400	\$ 1,411	\$ 11	0.79%
Difference of \$10 per \$100,000				



Residential Tax Distribution in 2019

Per \$100k assessed value



Residential Tax Comparison

