

Lighting Level Study For Loblaw Midland Parking Lot Bldg E



GS Lighting Group , 26 Glebe St., Cambridge, Ontario N1S 2P1
Tel. 519-267-6262 / Fax519-267-3343 www.gslightinggroup.ca

DISCLAIMER: Calculations have been performed according to IESNA & CIE standards and goodpractice. Some differences between measured values and calculated results may occurdue to tolerances in calculation methods, testing procedures, component performance,measurement techniques and field conditions such as voltage and temperature variations. Input data used to generate the attached calculations such as room dimensions, reflectances, furniture and architectural elements significantly affect the lightingcalculations. If the real environment conditions do not match the input data, differences will occur between measured values and calculated values.

Project name : Loblaw Midland - Parking Lot

Prepared for: GROSS SALES

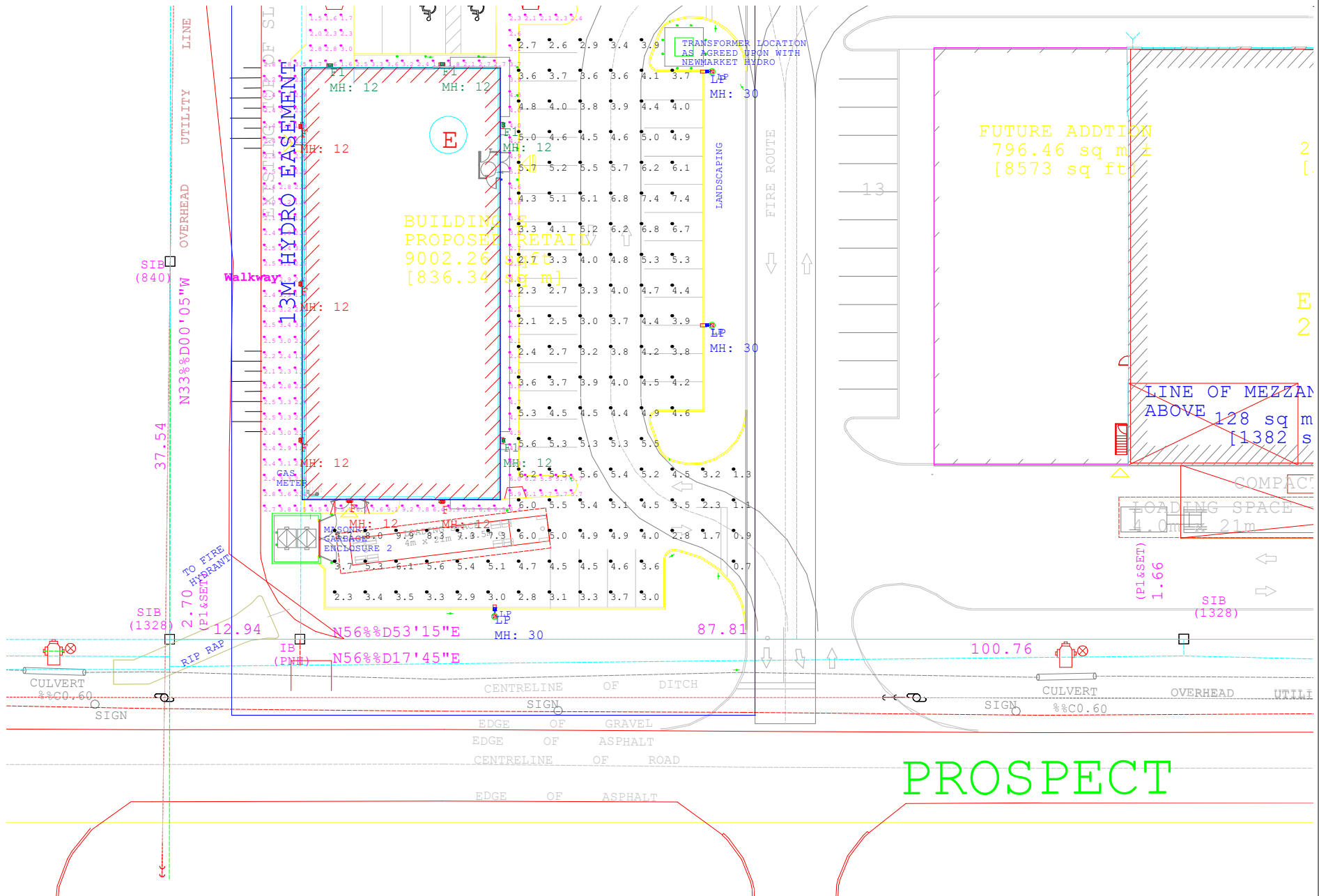
Filename: Midland New Parking Lot-Bldg E.AGI

By : Aster

Units: Feet

Date:2023-03-01

AGi32® Version 19.15.5



GS Lighting Group , 26 Glebe St., Cambridge, Ontario N1S 2P1
 Tel. 519-267-6262 / Fax 519-267-3343 www.gsightinggroup.ca

DISCLAIMER: Calculations have been performed according to IESNA & CIE standards and good practice. Some differences between measured values and calculated results may occur due to tolerances in calculation methods, testing procedures, component performance, measurement techniques and field conditions such as voltage and temperature variations. Input data used to generate the attached calculations such as room dimensions, reflectances, furniture and architectural elements significantly affect the lighting calculations. If the real environment conditions do not match the input data, differences will occur between measured values and calculated values.

Project name : Loblaw Midland - Parking Lot

Prepared for: GROSS SALES

Filename: Midland New Parking Lot-Bldg E.AGI

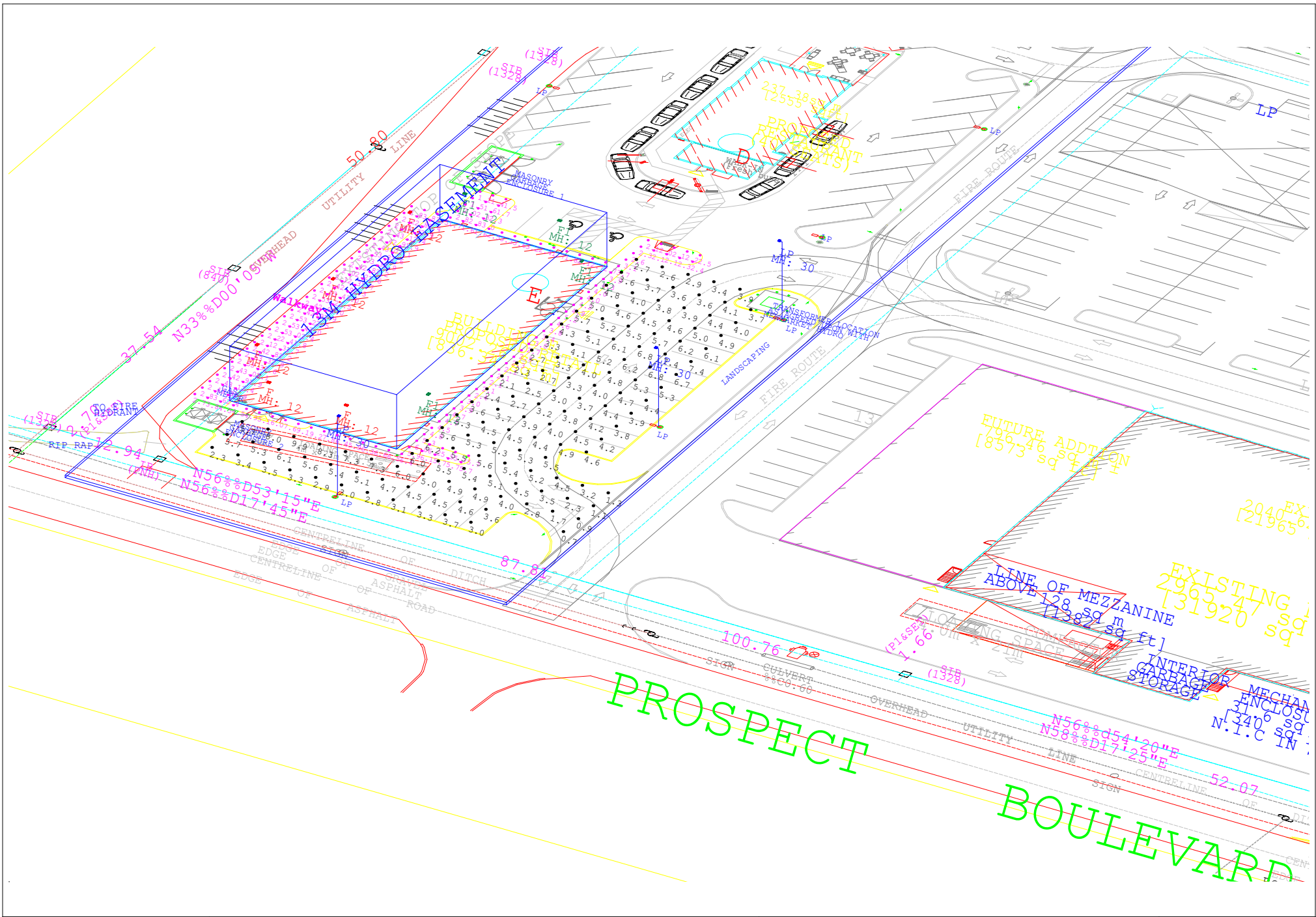
By : Aster

Units: Feet

Date: 2023-03-01

AGI32® Version 19.15.5

Page 2 of 7



GS Lighting Group , 26 Glebe St., Cambridge, Ontario N1S 2P1
 Tel. 519-267-6262 / Fax 519-267-3343 www.gsightinggroup.ca

DISCLAIMER: Calculations have been performed according to IESNA & CIE standards and good practice. Some differences between measured values and calculated results may occur due to tolerances in calculation methods, testing procedures, component performance, measurement techniques and field conditions such as voltage and temperature variations. Input data used to generate the attached calculations such as room dimensions, reflectances, furniture and architectural elements significantly affect the lighting calculations. If the real environment conditions do not match the input data, differences will occur between measured values and calculated values.

Project name : Loblaw Midland - Parking Lot

Prepared for: GROSS SALES

Filename: Midland New Parking Lot-Bldg E.AGI

By : Aster




Units: Feet

Date: 2023-03-01

AGI32® Version 19.15.5

Page 3 of 7

Results summary

Luminaire Schedule								
Tag	Symbol	Qty	Description	Lum. Watts	Lum. Lumens	LLF	Arrangement	Filename
F		5	LNC2-48L-25-5K7-3-UNV-DBT	25	3035	0.900	SINGLE	LNC2-48L-25-5K7-3.ies
F1		4	LNC2-48L-25-5K7-4W-UNV-DBT	25	3112	0.900	SINGLE	LNC2-48L-25-5K7-4W.ies
LP		3	VP-2-320L-235-4K7-4F-BC	240.9	34306	0.900	SINGLE	VP-2-320L-235-4K7-4W.ies

Calculation Summary							
Label	CalcType	Units	Avg	Max	Min	Avg/Min	Max/Min
Parking Lot- Bldg E	Illuminance	Fc	4.41	9.9	0.7	6.30	14.14
Walkway - Bldg E	Illuminance	Fc	3.20	9.2	1.2	2.67	7.67

VP2



Note:

Calculation Grid @ Floorplane Level

Mounting Heights are Marked on the drawing.

LNC2



GS Lighting Group , 26 Glebe St., Cambridge, Ontario N1S 2P1
Tel. 519-267-6262 / Fax519-267-3343 www.gsightinggroup.ca

DISCLAIMER: Calculations have been performed according to IESNA & CIE standards and goodpractice. Some differences between measured values and calculated results may occur due to tolerances in calculation methods, testing procedures, component performance, measurement techniques and field conditions such as voltage and temperature variations. Input data used to generate the attached calculations such as room dimensions, reflectances, furniture and architectural elements significantly affect the lighting calculations. If the real environment conditions do not match the input data, differences will occur between measured values and calculated values.

Project name : Loblaw Midland - Parking Lot

Prepared for: GROSS SALES

Filename: Midland New Parking Lot-Bldg E.AGI

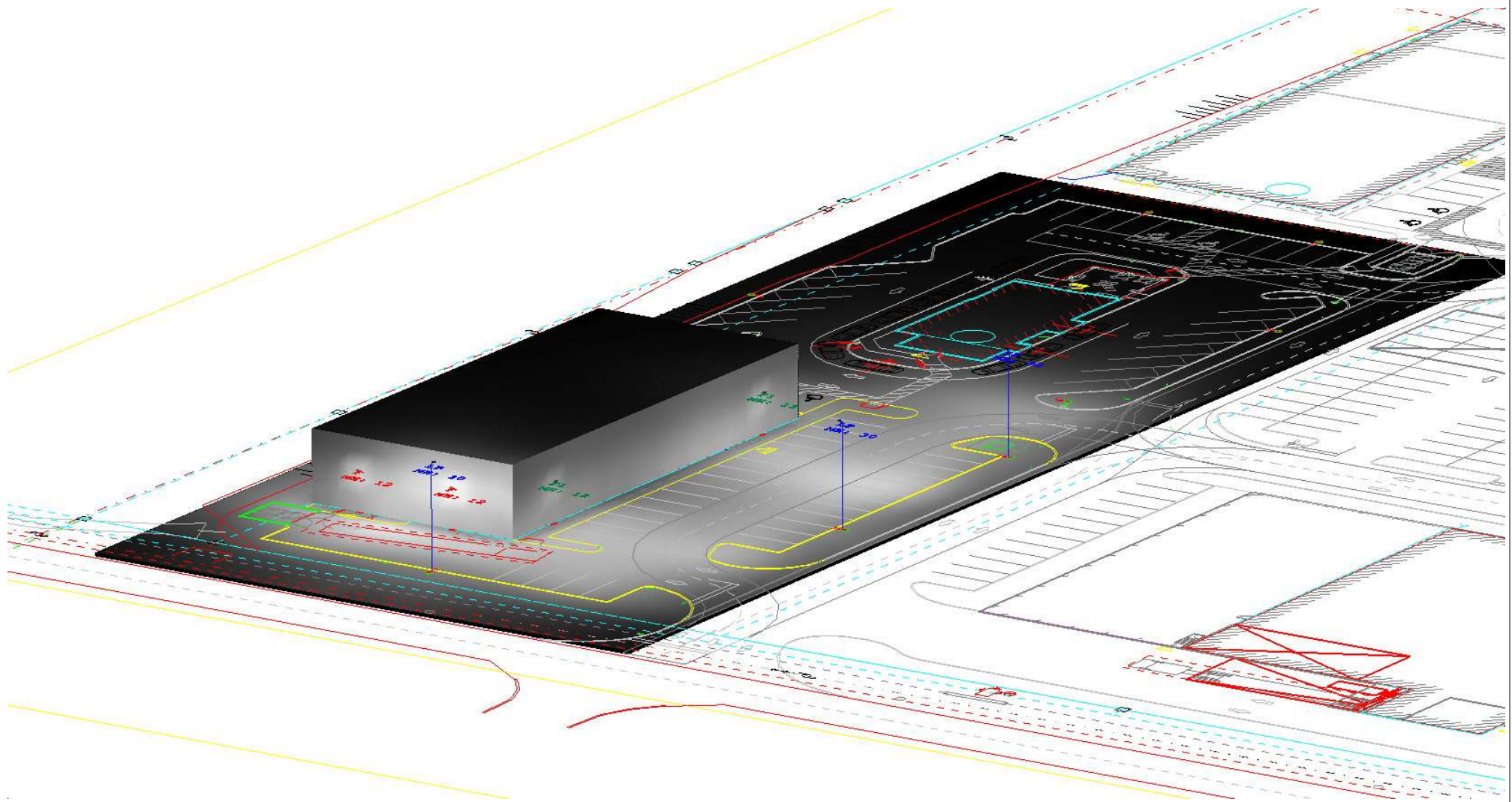
By : Aster

Units: Feet

Date:2023-03-01

AGI32® Version 19.15.5

Page 4 of 7



GS Lighting Group , 26 Glebe St., Cambridge, Ontario N1S 2P1
 Tel. 519-267-6262 / Fax 519-267-3343 www.gslightinggroup.ca

DISCLAIMER: Calculations have been performed according to IESNA & CIE standards and good practice. Some differences between measured values and calculated results may occur due to tolerances in calculation methods, testing procedures, component performance, measurement techniques and field conditions such as voltage and temperature variations. Input data used to generate the attached calculations such as room dimensions, reflectances, furniture and architectural elements significantly affect the lighting calculations. If the real environment conditions do not match the input data, differences will occur between measured values and calculated values.

Project name : Loblaw Midland - Parking Lot

Prepared for: GROSS SALES

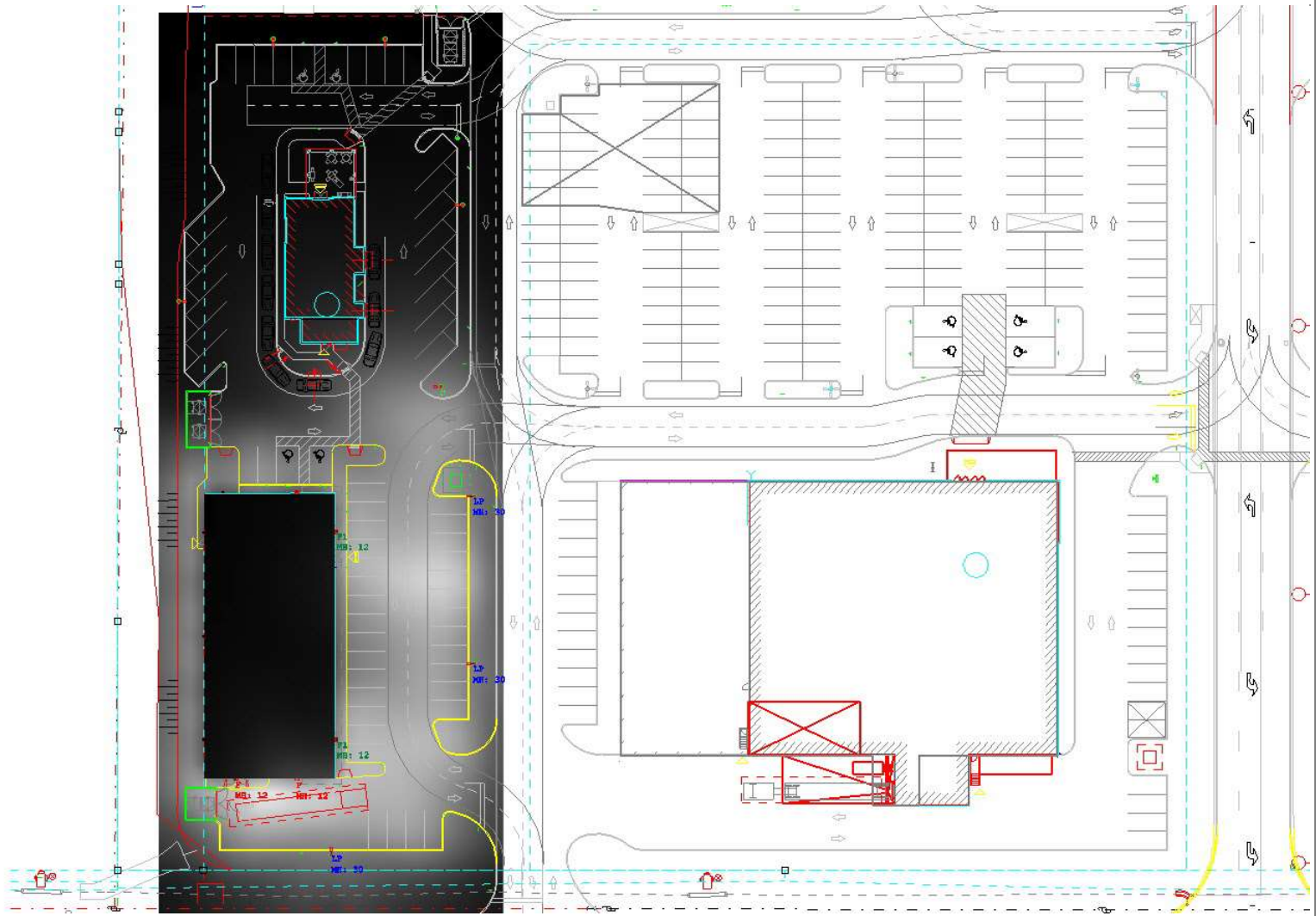
Filename: Midland New Parking Lot-Bldg E.AGI

By : Aster

Units: Feet

Date: 2023-03-01

AGI32® Version 19.15.5



GS Lighting Group , 26 Glebe St., Cambridge, Ontario N1S 2P1
 Tel. 519-267-6262 / Fax 519-267-3343 www.gslightinggroup.ca

DISCLAIMER: Calculations have been performed according to IESNA & CIE standards and good practice. Some differences between measured values and calculated results may occur due to tolerances in calculation methods, testing procedures, component performance, measurement techniques and field conditions such as voltage and temperature variations. Input data used to generate the attached calculations such as room dimensions, reflectances, furniture and architectural elements significantly affect the lighting calculations. If the real environment conditions do not match the input data, differences will occur between measured values and calculated values.

Project name : Loblaw Midland - Parking Lot

Prepared for: GROSS SALES

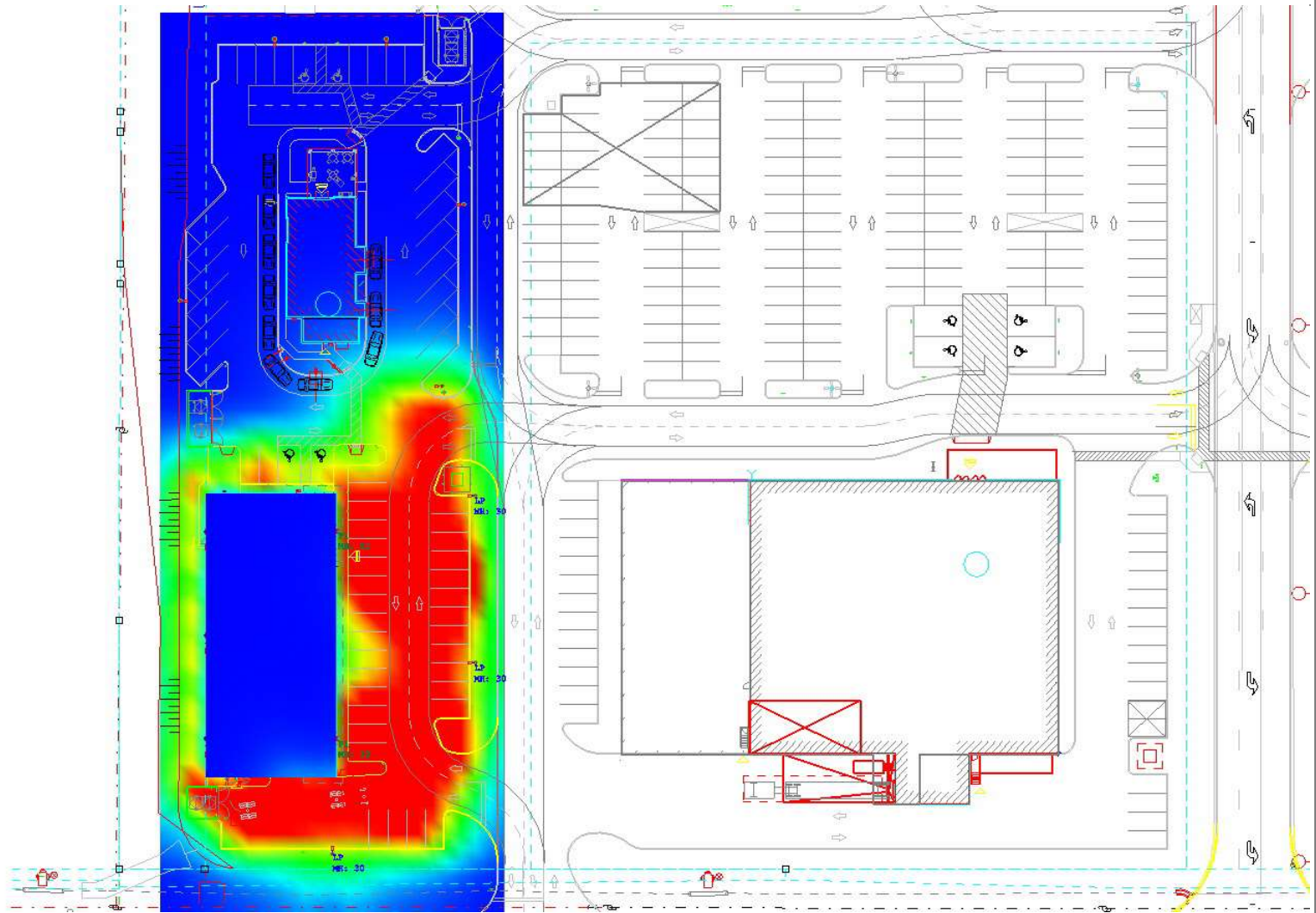
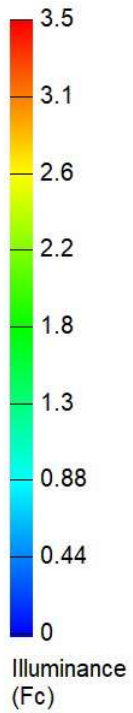
Filename: Midland New Parking Lot-Bldg E.AGI

By : Aster

Units: Feet

Date: 2023-03-01

AGI32® Version 19.15.5



GS Lighting Group , 26 Glebe St., Cambridge, Ontario N1S 2P1
Tel. 519-267-6262 / Fax 519-267-3343 www.gslightinggroup.ca

DISCLAIMER: Calculations have been performed according to IESNA & CIE standards and good practice. Some differences between measured values and calculated results may occur due to tolerances in calculation methods, testing procedures, component performance, measurement techniques and field conditions such as voltage and temperature variations. Input data used to generate the attached calculations such as room dimensions, reflectances, furniture and architectural elements significantly affect the lighting calculations. If the real environment conditions do not match the input data, differences will occur between measured values and calculated values.

Project name : Loblaw Midland - Parking Lot

Prepared for: GROSS SALES

Filename: Midland New Parking Lot-Bldg E.AGI

By : Aster

Units: Feet

Date: 2023-03-01

AGI32® Version 19.15.5

Page 7 of 7